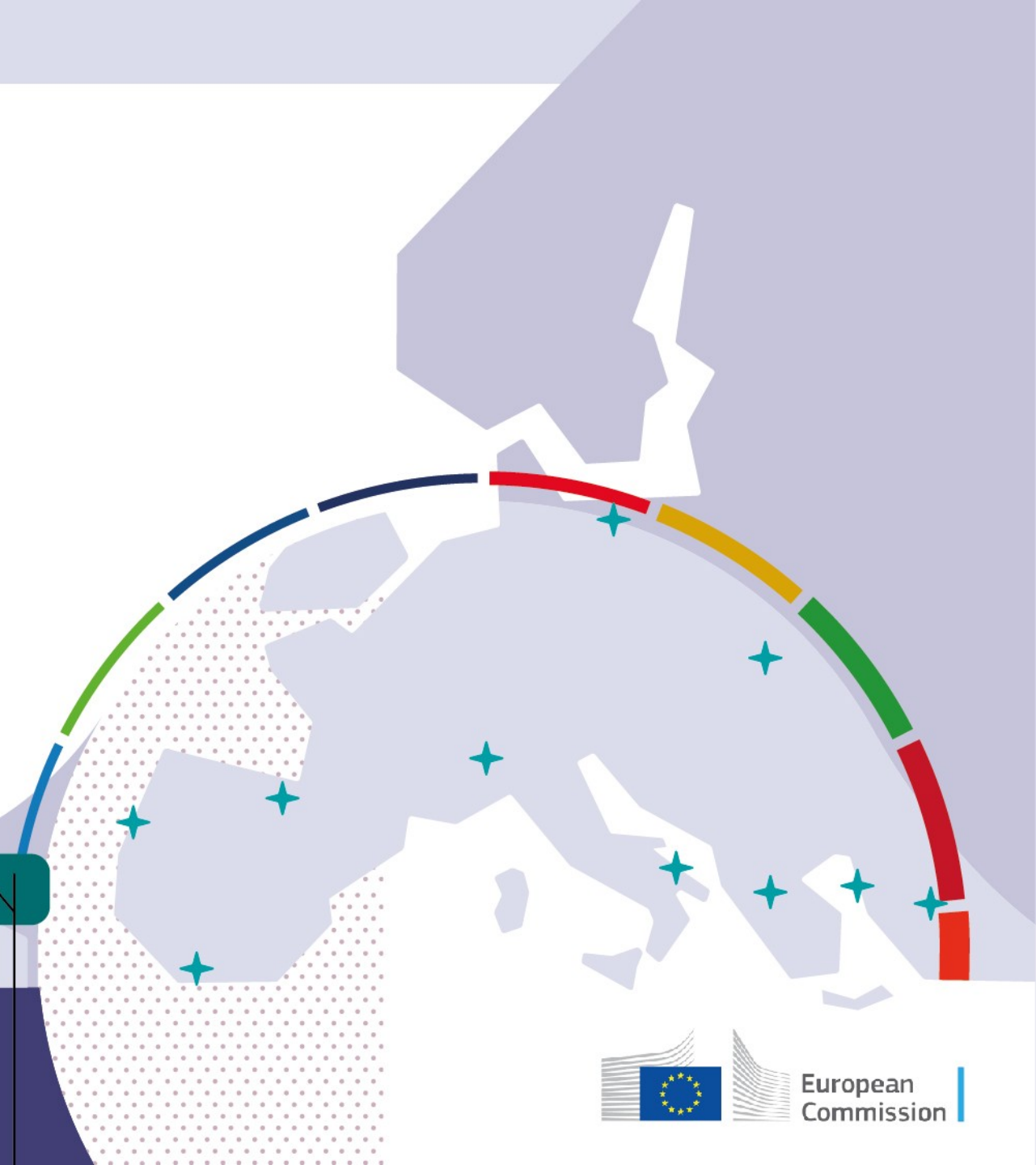
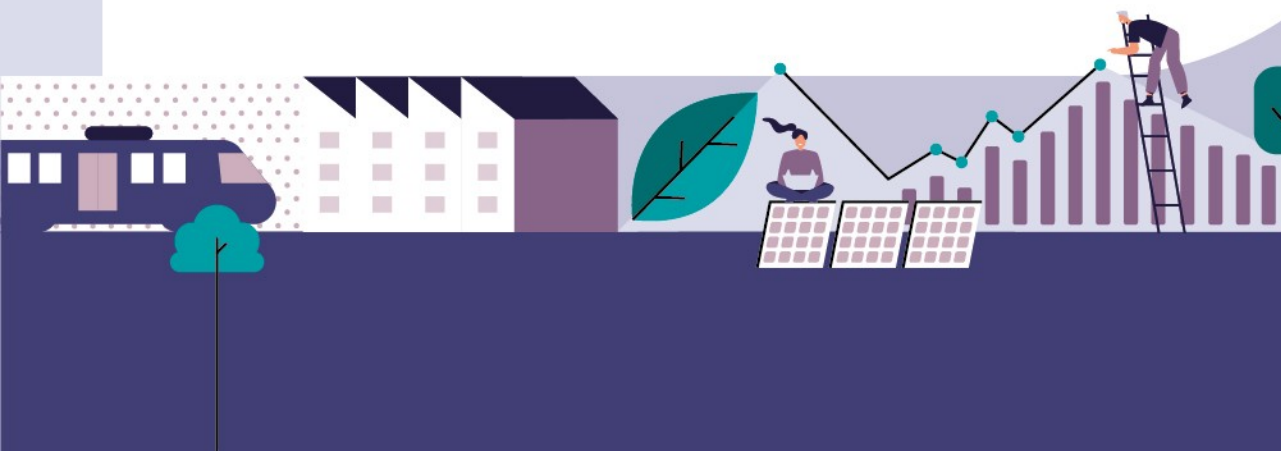


REGIONS2030 – Visione e sintesi del progetto

Torino, Piemonte

02/10/2023



Necessary Jargon

Agenda 2030: a UN General Assembly Resolution to achieve SD by 2030, aimed at ending poverty in all its forms, focusing on 5 critical dimensions (the 5Ps) and including the SDGs

SD: Sustainable Development, an integrated approach to “meet the needs of the present without compromising the ability of future generations to meet their own needs” (Brundtland Commission, 1987).

The 5Ps: people, prosperity, planet, partnership and peace

SDGs: the 17 Sustainable Development Goals or Global Goals and SDG Targets: 169 targets on SDGs

Monitoring: following and reviewing the achievement of the SDGs at global level (HLPF), national level (VNRs), and sub-national level (VLRs)

Localization: SDG localization is the process of defining, implementing, and monitoring strategies at the local level to achieve the Sustainable Development Goals (SDGs)

VNRs: Voluntary National Reviews are national reviews that are expected to serve as a basis for the regular reviews at the HLPF. 306 VNRs conducted* up to now (from 2016 to 2023)

VLRs: Voluntary Local Reviews are sub-national reviews by cities, local and regional governments to track and report on SDGs progress

² **EUVR:** European Union Voluntary Report (2023)

A recap: the SDGs



TRANSFORMING OUR WORLD:



THE 2030 AGENDA FOR
SUSTAINABLE DEVELOPMENT



The SDGs : a comprehensive strategy



Source: JRC

The SDGs: a pathway to achieve SD

Institutional Dimension

17 PARTNERSHIPS FOR THE GOALS

16 PEACE, JUSTICE AND STRONG INSTITUTIONS

5 GENDER EQUALITY

10 REDUCED INEQUALITIES

6 CLEAN WATER AND SANITATION

3 GOOD HEALTH AND WELL-BEING

4 QUALITY EDUCATION

1 NO POVERTY

2 ZERO HUNGER

13 CLIMATE ACTION

11 SUSTAINABLE CITIES AND COMMUNITIES

8 DECENT WORK AND ECONOMIC GROWTH

14 LIFE BELOW WATER

7 AFFORDABLE AND CLEAN ENERGY

15 LIFE ON LAND

12 RESPONSIBLE CONSUMPTION AND PRODUCTION

9 INDUSTRY, INNOVATION AND INFRASTRUCTURE

Cultural Dimension?

SDG monitoring: targets and indicators

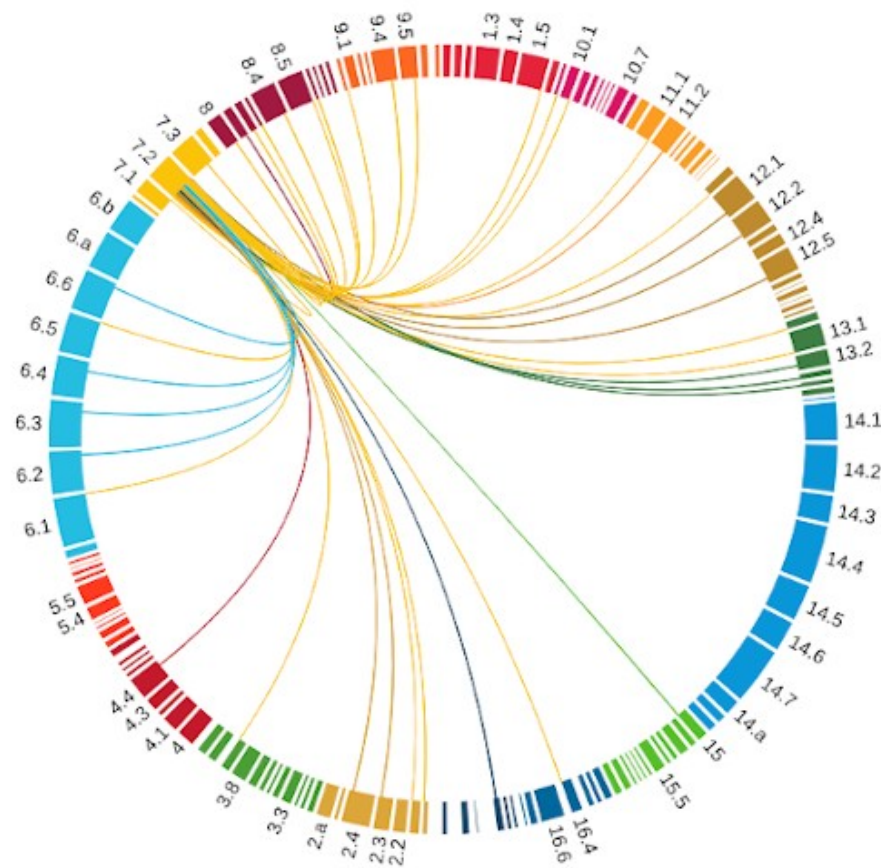
1 NO POVERTY	1.1	1.2	1.3	1.4	1.5	1.a	1.b												
2 ZERO HUNGER	2.1	2.2	2.3	2.4	2.5	2.a	2.b	2.c											
3 GOOD HEALTH AND WELL-BEING	3.1	3.2	3.3	3.4	3.5	3.6	3.7	3.8	3.9	3.a	3.b	3.c	3.d						
4 QUALITY EDUCATION	4.1	4.2	4.3	4.4	4.5	4.6	4.7	4.a	4.b	4.c									
5 GENDER EQUALITY	5.1	5.2	5.3	5.4	5.5	5.6	5.a	5.b	5.c										
6 CLEAN WATER AND SANITATION	6.1	6.2	6.3	6.4	6.5	6.6	6.a	6.b											
7 AFFORDABLE AND CLEAN ENERGY	7.1	7.2	7.3	7.a	7.b														
8 DECENT WORK AND ECONOMIC GROWTH	8.1	8.2	8.3	8.4	8.5	8.6	8.7	8.8	8.9	8.10	8.a	8.b							
9 INDUSTRY, INNOVATION AND INFRASTRUCTURE	9.1	9.2	9.3	9.4	9.5	9.a	9.b	9.c											
10 REDUCED INEQUALITIES	10.1	10.2	10.3	10.4	10.5	10.6	10.7	10.a	10.b	10.c									
11 SUSTAINABLE CITIES AND COMMUNITIES	11.1	11.2	11.3	11.4	11.5	11.6	11.7	11.a	11.b	11.c									
12 RESPONSIBLE CONSUMPTION AND PRODUCTION	12.1	12.2	12.3	12.4	12.5	12.6	12.7	12.8	12.a	12.b	12.c								
13 CLIMATE ACTION	13.1	13.2	13.3	13.a	13.b														
14 LIFE BELOW WATER	14.1	14.2	14.3	14.4	14.5	14.6	14.7	14.a	14.b	14.c									
15 LIFE ON LAND	15.1	15.2	15.3	15.4	15.5	15.6	15.7	15.8	15.9	15.a	15.b	15.c							
16 PEACE, JUSTICE AND STRONG INSTITUTIONS	16.1	16.2	16.3	16.4	16.5	16.6	16.7	16.8	16.9	16.10	16.a	16.b							
17 PARTNERSHIPS FOR THE GOALS	17.1	17.2	17.3	17.4	17.5	17.6	17.7	17.8	17.9	17.10	17.11	17.12	17.13	17.14	17.15	17.16	17.17	17.18	17.19

169 SDG targets

107 substantive targets

62 means of implementation

Interlinkages: synergies and trade-offs



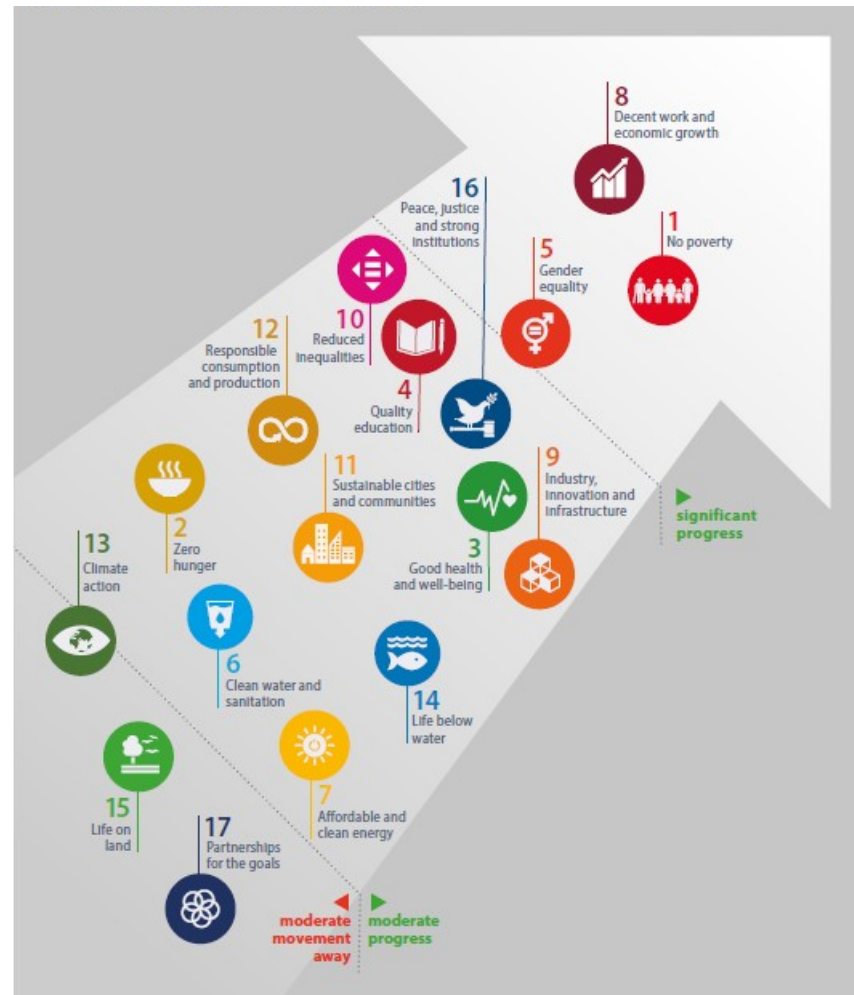
Source: JRC

The European Commission Priorities



Source: Eurostat

EU Voluntary Review 2023



Source: Eurostat

REGIONS2030 Stakeholders



**EUROPEAN
PARLIAMENT**

FINANCING PARTNER



**EUROPEAN
COMMISSION**

JRC
IMPLEMENTING PARTNER

ESTAT

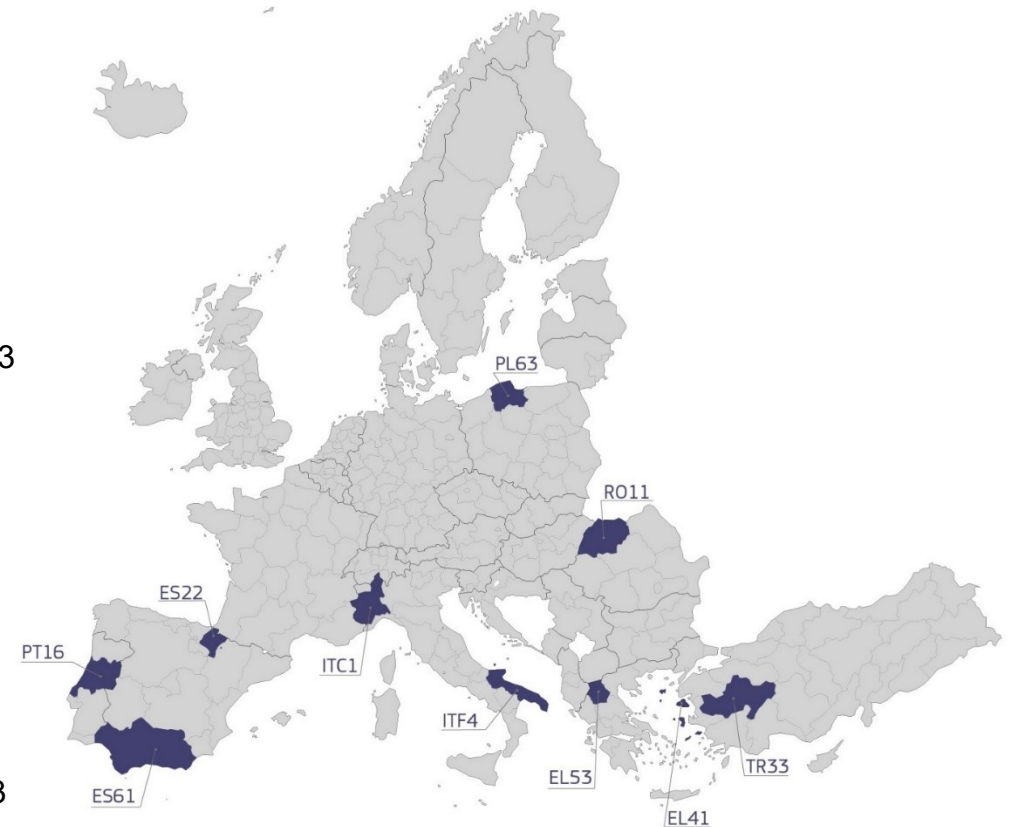
REGIO

COLLABORATING PARTNERS



**10
PILOT REGIONS**

- Βόρειο Αιγαίο (North Aegean) – EL41
- Δυτική Μακεδονία (Western Macedonia) – EL53
- Comunidad Foral de Navarra – ES22
- Andalucia – ES61
- Piemonte – ITC1
- Puglia – ITF4
- Pomorskie – PL63
- Centro (PT) – PT16
- Nord-Vest – RO11
- Manisa, Afyonkarahisar, Kütahya, Uşak – TR33



Objectives



ENGAGE EU REGIONS

IN THE MONITORING PROCESS OF THE SDGs

provide a **framework** to
monitor the SDGs

support and enhance
regional **statistical
capacities**



INCREASE

LOCAL OWNERSHIP OF THE SDGs

tailored support for data
collection and analysis

initiate a **dialogue** for the
implementation of the
2030 Agenda

The preliminary indicator set

83 INDICATORS

TYPE OF INDICATORS

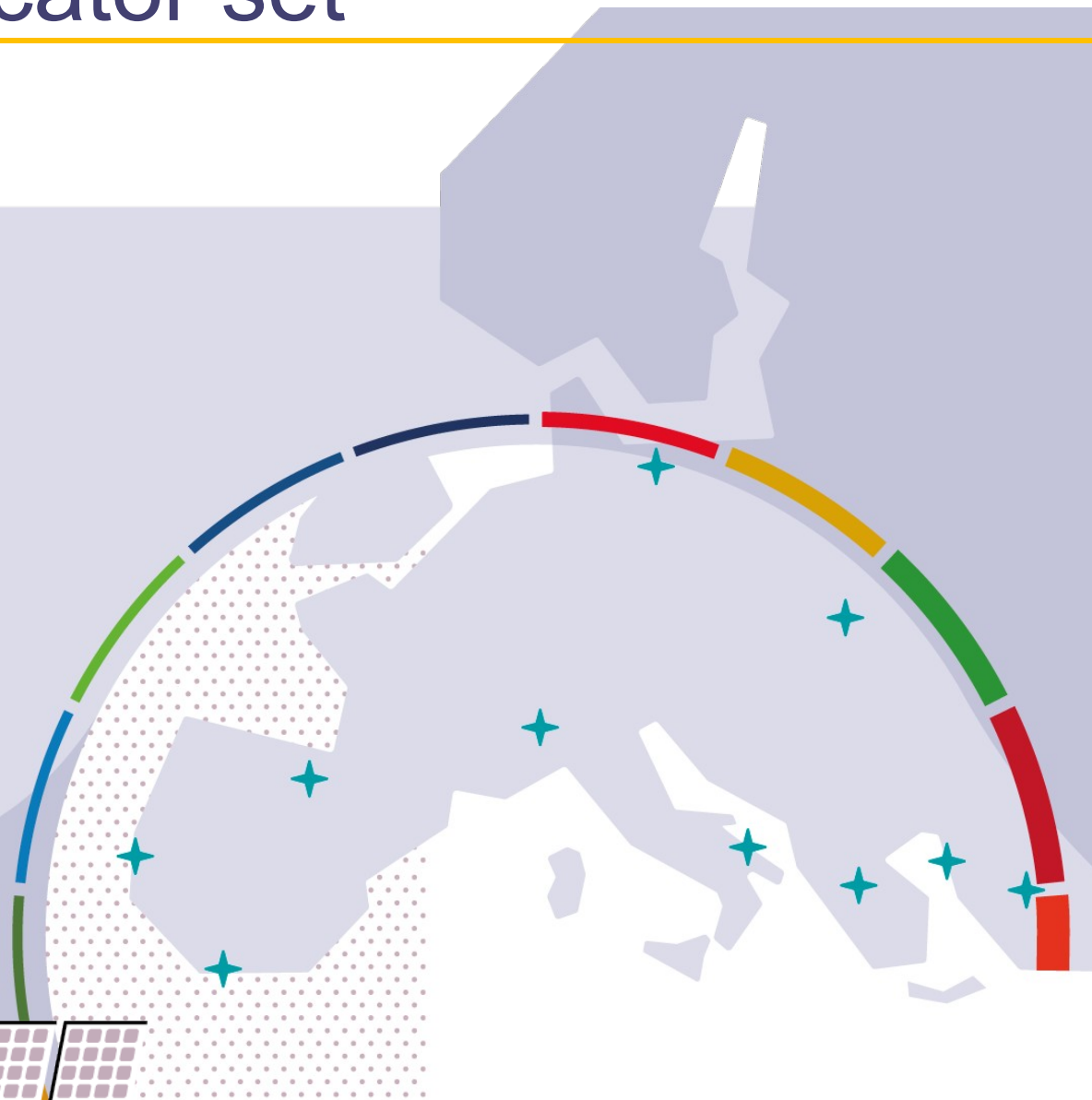
- 57** official indicators
- 26** experimental indicators

FREQUENCY OF UPDATE

- 48** annual
- 6** decade
- 1** triannual, per election cycle, monthly, daily

SOURCES

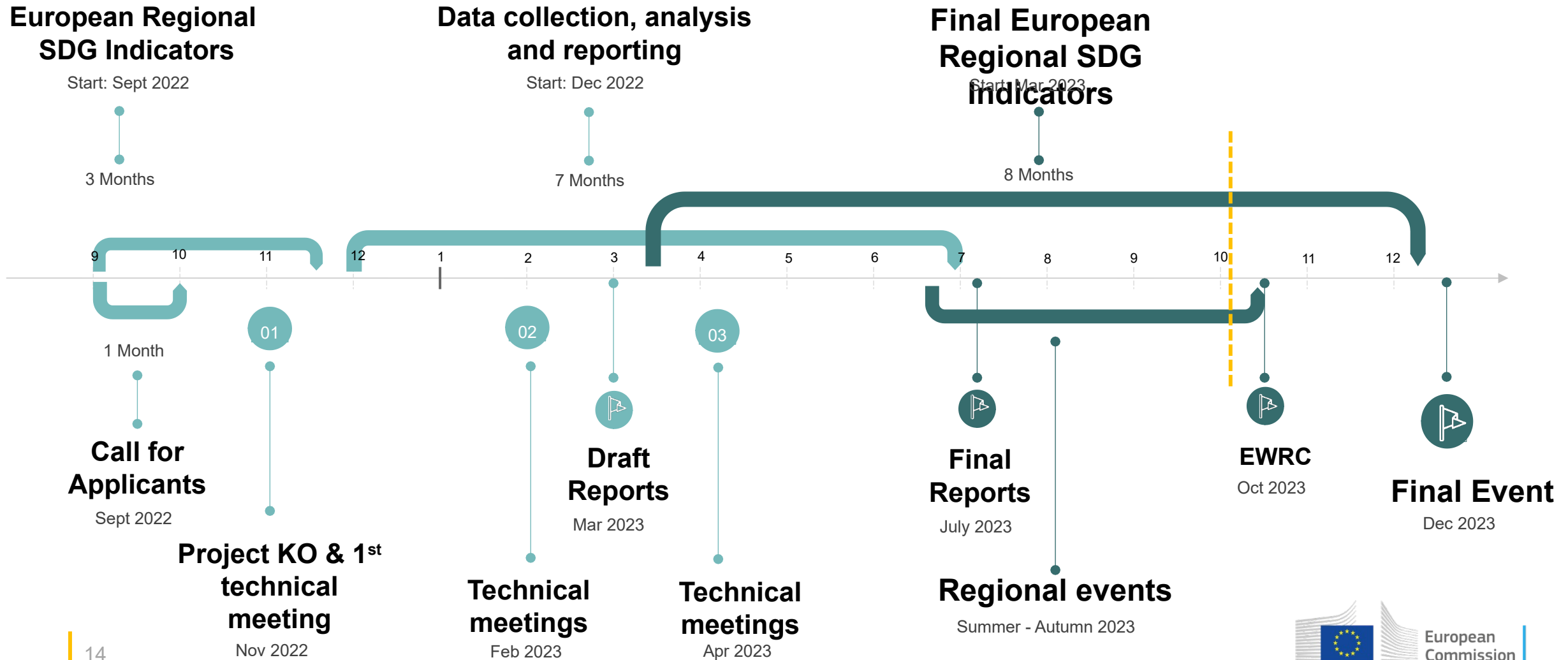
- 26** indicators from Eurostat, Regional Statistics
- 26** indicators from regional case studies and statistics offices (Spain, Belgium, Portugal, Sweden)
- 13** indicators from OECD
- 7** indicators from JRC
- 4** indicators from own elaboration by the regional government
- 1** indicator from DG REGIO



Expected* results

- **A harmonised set of indicators** for EU regions to monitor the achievement of the SDGs
 - *The data collected, and consequently their evaluation, will be made available to national and EU authorities for the overall evaluation of the progress towards the achievement of the SDG*
- **Increased knowledge and capacity** of EU regions on monitoring and reporting of the SDGs
- Engagement of EU regions in a **participative process** of localising the SDGs
- **Reinforcement of dialogue** with EU partners on the localisation of SDGs

Implementation - Timeline



The regional events



STREAMING AVAILABLE

Project Outputs: Regional Reports



Some challenges...

- **Technical challenges** : data not available at regional level, no historical series, old data, not disaggregated, not consistent/standardized, data accessibility,...
- Ability and capacity to understand the **reasons behind the trends**, the future challenges and interpret data;
- Some areas are not adequately considered in SDG framework. **Treasure but not measure**
- Different levels of **decentralisation** and legal frameworks greatly influence the implementation of the SDGs. National governments have an important role in supporting and coordinating regions' efforts.
- Difficulty in **prioritizing actions and resources** taking in considerations the different political priorities, economic challenges, stakeholders, data availability.
- **SDG interlinkages** are perceived as very difficult to identify and quantify: synergies and trade-offs

...and recommendations

- **Enhance coherence** between regional plans/strategies and goals.
- Allow comparison of regional data with **European, national and regional targets by 2030/50**
- (better) **connect monitoring and implementation**, in link with regional strategies and European policies
- Include **impact indicators** reflecting the **effectiveness** of regional initiatives for sustainable development
- Collect, provide, and use disaggregated data for a comprehensive understanding of progress and to **identify disparities and inequalities**.

Save the date

Upcoming REGIONS2030 events



Keep in touch

EU Science Hub

joint-research-centre.ec.europa.eu



@EU_ScienceHub



EU Science Hub – Joint Research Centre



EU Science, Research and Innovation



EU Science Hub



@eu_science

Thank you



© European Union 2023

Unless otherwise noted the reuse of this presentation is authorised under the [CC BY 4.0](#) license. For any use or reproduction of elements that are not owned by the EU, permission may need to be sought directly from the respective right holders.

Slide xx: [element concerned](#), source: [e.g. Fotolia.com](#); Slide xx: [element concerned](#), source: [e.g. iStock.com](#)